

JWP-NCS-CPS SERIES

CCT AND POWER SELECTABLE

NON-CUTOFF SMALL WALL MOUNT

PRODUCT DESCRIPTION

Introducing the **JWP-NCS-CPS Series**: Versatile CCT & Power Selectable Non Cut-Off Small Wall Packs

These fixtures have been meticulously crafted to excel in an extensive array of commercial and industrial settings, thriving even in the harshest service conditions. Experience the pinnacle of illuminating power with this compact wall pack. It's tailor-made for situations demanding exceptional light levels, making it an ideal choice for confined spaces, smaller structures, or essential egress lighting. The uniqueness of its design, integrated sensor capabilities, customizable light distribution, and a spectrum of color options render this fixture truly one of a kind.

Crafted with a weatherproof housing, these wall packs redefine versatility and durability in outdoor lighting solutions. The enduring, high-efficiency LEDs deliver substantial energy savings and reduced maintenance costs when compared to traditional HID Wall Packs. Illuminate your space efficiently and economically with the JWP-NCS Series.

STANDARD FEATURES

Construction and Materials

- Ribbed Polycarbonate Lens and Die Cast Aluminum Housing

Optical System

- Light Distribution: 100°

Electrical System

- Power: 15W
- Input Voltage: 120-277VAC
- Efficacy: 142 lm/W on average
- Power Factor: >0.9
- CRI: >80
- Operating Temp: -40°F to 113°F (-40°C to 45°C)
- Total Harmonic Distortion: <20%
- Integral Surge Protection: 2.5kV Surge Protection Standard

Dimming and Controls

- 0-10V Continuous Dimming Standard

Certifications and Compliance

- UL Listed
- Ingress Protection: IP65 for Wet Locations
- Meets FCC Part 15, Subpart B, Class A limits for conducted and radiated Emissions

Lifetime Based on TM21: L70 ≥ 150,000 / L80 ≥ 120,000 / L90 ≥ 61,000 Hrs

OPTIONAL FEATURES

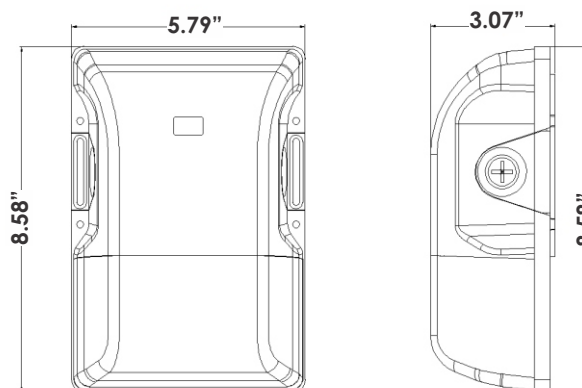
- Photocell
- Bi-level Microwave Occupancy/Motion Sensor
- Synapse DLC Listed Wireless Control System
- CASAMBI Bluetooth Control System
- DLC Listed SIG Certified Silvar BLE Mesh Network TruBlu Bluetooth Lighting
- Custom Colors as Special Order - Identify RAL Color Code on order



PERFORMANCE SUMMARY

Input Power:	15W / 20W / 30W
Efficacy:	142 lm/W on average
CCT Selectable:	3000K / 4000K / 5000K
CRI:	>80
Input Voltage:	120-277VAC, 50/60Hz
Dimming:	0-10VDC Dimming Standard
Controls:	Photocell / Optional Bi-Level Microwave Occupancy/Motion Sensor / Auxiliary Output 12V
Construction:	Polycarbonate Lens and Die Cast Aluminum Housing
Ingress Protection:	IP65 Standard
TM21 Lifetime:	L70 @ ≥ 150,000 / L80 @ ≥ 120,000 / L90 @ ≥ 61,000 Hrs
Warranty:	10 Year Limited


PRODUCT DIMENSIONS



Quotations: quotes@jademar.com
To place an order: orders@jademar.com
Tel: (305) 640.0465 | Fax: (305) 640.0468
WWW.JADEMAR.COM



Information contained herein is subject to change without notice.
Revised 11/2023



SPECIFICATION SUBMITTAL DETAIL

PROJECT NAME:

MODEL NUMBER:

DATE:

JWP-NCS-CPS SERIES CCT AND POWER SELECTABLE NON-CUTOFF SMALL WALL MOUNT

ORDERING INFORMATION / EXAMPLE: **JWP-NCS-CPS-15W-PC-BZ**

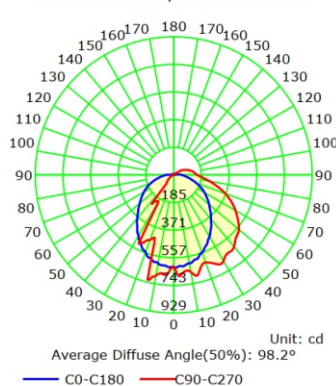
JWP-NCS-CPS	Blank	Blank	Blank	Controls Options	Housing Colors
Product Series	Selectable Wattage	Input Voltage	CCT Selectable	Dimming	
JWP-NCS-CPS	15W 15W/12W/8W/4W 20W 20W/15W/10W/5W 30W 30W/23W/15W/8W	Blank 120-277VAC	Blank 3000K/4000K/5000K	Blank 0-10V Dimming Standard	Blank No Sensor PC Photocell BMWO Bi-level Microwave Occupancy/Motion Sensor SYNCS-DLC Synapse DLC Listed Wireless Control System CB-NLC CASAMBI Bluetooth Control System SR-NLC DLC Listed SIG Certified Silvalr BLE Mesh Network TruBlu Bluetooth Lighting
					BZ Dark Bronze - RAL8019 Standard CC Custom RAL Color - Special Order - Replace CC with desired RAL Color

LUMEN PERFORMANCE AND ELECTRICAL DATA

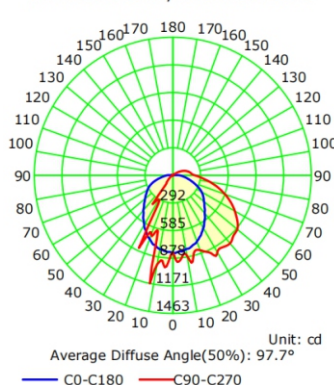
Product Number	JWP-NCS-CPS-15W											
Wattage	15W			12W			8W			4W		
CCT	3000K	4000K	5000K	3000K	4000K	5000K	3000K	4000K	5000K	3000K	4000K	5000K
Nominal Efficacy (lm/W)	137	149	139	137	149	139	137	149	139	137	149	139
Lumen Output (lm)	2,055	2,235	2,085	1,644	1,788	1,668	1,096	1,192	1,112	548	596	556
Product Number	JWP-NCS-CPS-20W											
Wattage	20W			15W			10W			5W		
CCT	3000K	4000K	5000K	3000K	4000K	5000K	3000K	4000K	5000K	3000K	4000K	5000K
Nominal Efficacy (lm/W)	135	147	137	135	147	137	135	147	137	135	147	137
Lumen Output (lm)	2,700	2,940	2,740	2,025	2,205	2,055	1,350	1,470	1,370	675	735	685
Product Number	JWP-NCS-CPS-30W											
Wattage	30W			23W			15W			8W		
CCT	3000K	4000K	5000K	3000K	4000K	5000K	3000K	4000K	5000K	3000K	4000K	5000K
Nominal Efficacy (lm/W)	135	147	137	135	147	137	135	147	137	135	147	137
Lumen Output (lm)	4,050	4,410	4,110	3,105	3,381	3,151	2,025	2,205	2,055	1,080	1,176	1,096
Input Voltage	120-277VAC											
CRI	>80											
THD	<20%											
Power Factor	>0.90											
Dimming	0-10VDC Dimming Standard											
Controls Options	Bi-Level Microwave Occupancy/Motion Sensor, Photocell, Network Lighting Controls System Options: Synapse, Casambi, TruBlu Bluetooth Lighting Controls Systems Options											
Construction	Die Cast Aluminum Alloy Housing / Ribbed Polycarbonate Lens											
Light Distribution	100°											
BUG Rating	B1-U3-G2											
LED L70 Lifetime (TM21 Calculated)	L70 @ ≥ 150,000 hrs / L80 @ ≥ 120,000 hrs / L90 @ ≥ 61,000 hrs											
Ambient Working Temperature	-40°F to 113°F (-40°C to 45°C)											
Certifications	UL Listed for Wet Locations											
Ingress Protection	IP65 Rated											
Limited Warranty	5 Yrs											

PHOTOMETRY

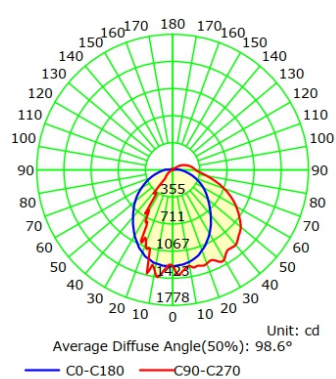
Luminous Intensity Distribution Curve



Luminous Intensity Distribution Curve



Luminous Intensity Distribution Curve



Quotations: quotes@jademar.com
To place an order: orders@jademar.com
Tel: (305) 640.0465 | Fax: (305) 640.0468
WWW.JADEMAR.COM



Information contained herein is subject to change without notice.
Revised 11/2023